



BIOSECURITY FOR CATCHING/VACCINATION CREWS

NetPoulSafe



MAIN KEY POINTS:

- The process of different steps to follow to respect biosecurity while entering & exiting the farm



Arrive by car/truck



Stop at the gate



Ring the bell & communicate your entry



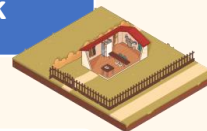
Disinfect the car



Drive to the parking area



Enter through the hygiene lock



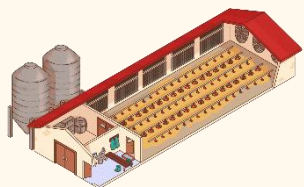
Sign in your entry



Decontaminate & shower (if present)



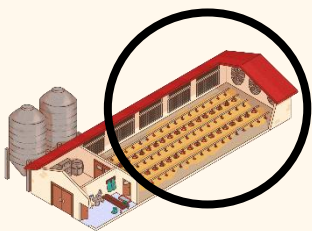
BIOSECURITY FOR CATCHING/VACCINATION CREWS



Enter the poultry house



Decontaminate by disinfecting the footwear



Enter the animal area



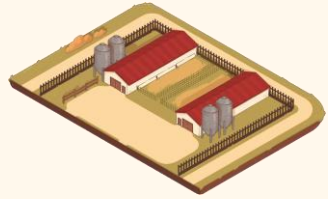
Exit the animal area



Decontaminate by changing the footwear




Exit the poultry house




Q: Are there multiple poultry houses?



NO



YES




Exit through the hygiene lock



Go back to the parking area



Disinfect the car/truck



Exit the farm through the gate



You have successfully exited the farm

Conclusion:

- By following these steps you will respect biosecurity while entering & exiting a poultry farm/house

For more information:

- [Click here to access an e-learning course on biosecurity in poultry production!](#)
- NETPOULSAFE project: <https://www.netpoulsafe.eu>

This project has received funding from the European Union's Horizon 2020 research and innovation programme under grant agreement No.101000728 (NetPoulSafe).



NetPoulSafe